

VASAVI COLLEGE OF EDUCATION

MADAGADIPET, PUDUCHERRY - 605 107.

BACHELOR OF EDUCATION

2017 - 2019

LESSON PLAN

Name : *A. Bharani*

Registration No : *171132010*

Subject : *English - I*

Date : *1-3-19*

External Examiner

LESSON PLAN

Name of the Trainee	A. BHARANI
Name of the School	JAYA DURGA ENGL. HR. SEC. SCHOOL.
Name of the Class	<u>VIII</u> - Std
Name of the Subject	ENGLISH
Name of the Unit	<u>III</u> UNIT
Name of the Topic	THE MANNEQUIN THAT LIVED.
Strength of the Class	45.
Duration	45 MINUTES.
Date	1-3-19

General Objectives :

The Pupil will be able to

- ★ Acquire knowledge on the development of the language.
- ★ Understand the nature of the language.
- ★ Master the teaching items of the language.
- ★ Appreciate the style of the language.
- ★ Create interest in learning the language.
- ★ Develop english Competently.

Specific Objectives :

The Pupil will be able to :

- Read the lesson with proper pronunciation.
- Spell the difficult words such: 'elf'.
- Recall the difficult words such: Beautiful.
- Frame sentence for the difficult words as: baby.
- Observe the use of the buffer: rejected, bearing.

Text Book

VIII - Standard - English text book . Corbora.

Reference Books

- (i) Oxford dictionary,
- (ii) life dictionary.

Teaching Aids

- (i) flash cards
- (ii) Model.

Objectives / Gist / Content / Skills / Concepts / Principles	Teacher's Role methods / Techniques (Interactive / Current affairs / Questions / Discussion)	Students Role (Task / Activities / Projects)	Teaching Aids Used	Summarizing and Evaluation Questions and Learning Outcome
<p><u>Motivation :</u></p> <p>Teacher motivates the students by asking a few Questions.</p>	<p>Good morning.</p> <p>Now tell me if you go to textile shop</p> <p>1. what ^{do} you see first in the entrance ?</p>	<p>Good morning miss.....</p> <ol style="list-style-type: none"> 1. Name board 2. Old board 3. offers 4. Model 5. Busses. 		

Objectives / Gist / Content / Skills / Concepts / Principles	Teacher's Role methods / Techniques (Interactive / Current affairs / Questions / Discussion)	Students Role (Task / Activities / Projects)	Teaching Aids Used	Summarizing and Evaluation Questions and Learning Outcome
	<p>2. Do you know another meaning for model?</p> <p>3. Ok, No problem I tell you. There is another word for model is "Mamnequin"</p>	<p>Don't know ma'am.</p> <p>Okay. miss.</p>		

Objectives / Gist / Content / Skills / Concepts / Principles	Teacher's Role methods / Techniques (Interactive / Current affairs / Questions / Discussion)	Students Role (Task / Activities / Projects)	Teaching Aids Used	Summarizing and Evaluation Questions and Learning Outcome
<u>Announcement of the title:</u> Teacher announces the title of the lesson by writing it on the black board <u>Gist of the lesson:</u> Teacher briefly explain the lesson and pin point the central meaning of the lesson.	'She mannequin that lived' Today topic	Students were listen and watch it attentively	Flash cards and Shown Text book is used and flash cards its shown	THE MANNEQUIN THAT LIVED Mannequin - Model. Mischievous - Hyper character.
VASAVI COLLEGE OF EDUCATION				




Objectives / Gist / Content / Skills / Concepts / Principles	Teacher's Role methods / Techniques (Interactive / Current affairs / Questions / Discussion)	Students Role (Task / Activities / Projects)	Teaching Aids Used	Summarizing and Evaluation Questions and Learning Outcome
<u>Loud reading by the students:</u> <u>Silent reading by the students:</u> Teacher asks the students to read the lesson silently and she is watching them by sitting around the class	Teacher listening attentively and observing them reading style Read silently without making noise. If you have any doubt ask me.	Tanked-Mankie was Only \$. 19.98. you . teacher (They started reading silently)	Text book is used. Text book is used.	The mannequin that lived. The mannequin that lived

Objectives / Gist / Content / Skills / Concepts / Principles	Teacher's Role methods / Techniques (Interactive / Current affairs / Questions / Discussion)	Students Role (Task / Activities / Projects)	Teaching Aids Used	Summarizing and Evaluation Questions and Learning Outcome
<u>Model reading</u> <u>by the teacher:</u> Teacher reads the paragraph with correct pronunciation.	Tanko - manke was only \$.19. 98.	Students were attentively and observing her reading style.	Text book is used	The mannequin that lived.
<u>Eliciting Response:</u> Teacher can use eliciting response to get information about what known	The tanko - manke where he came from?	He came from fairy land.	Teacher shown by model	fairy land.

Objectives / Gist / Content / Skills/ Concepts / Principles	Teacher's Role methods / Techniques (Interactive / Current affairs / Questions / Discussion	Students Role (Task / Activities / Projects)	Teaching Aids Used	Summarizing and Evaluation Questions and Learning Outcome
<u>Global Questioning:</u> Teacher asks some questions from the tough portion	The flower what he did on the placard?	Rare Bargain this stylish costume. [Imported from Paris] Former \$:20 Reduce only \$.19.98.	Teacher used that book	Rare Bargain this stylish costume [Imported from Paris] Former \$:20 Reduce only \$.19.98.

Objectives / Gist / Content / Skills / Concepts / Principles	Teacher's Role methods / Techniques (Interactive / Current affairs / Questions / Discussion)	Students Role (Task / Activities / Projects)	Teaching Aids Used	Summarizing and Evaluation Questions and Learning Outcome
<u>Application:</u> Teacher asks the questioning to answer to the following questioning. <u>Recapitalation:</u> Teacher again gives the oral explanation and ideas about the lesson.	Find out the meaning ELF, Placard, sensation	Students are doing the exercise. Students are trying to recapitalize		Find out the meaning. ELF - Placard - Sensation - Namequin that lived.

Objectives / Gist / Content / Skills / Concepts / Principles	Teacher's Role methods / Techniques (Interactive / Current affairs / Questions / Discussion)	Students Role (Task / Activities / Projects)	Teaching Aids Used	Summarizing and Evaluation Questions and Learning Outcome
<u>Assignment:</u> Teacher assigns some home work to complete it by tomorrow	Students, you send out the making for other difficult words from their lesson and draw the picture related by the lesson.	Students are doing the homework		Home work: Draw the picture related to the lesson.

Objectives / Gist / Content / Skills/ Concepts / Principles	Teacher's Role methods / Techniques (Interactive / Current affairs / Questions / Discussion	Students Role (Task / Activities / Projects)	Teaching Aids Used	Summarizing and Evaluation Questions and Learning Outcome
 Signature of the guide teacher	 Signature of the trainee			 Signature of the Educator.

VASAVI COLLEGE OF EDUCATION