

NAME OF THE TRAINEE TEACHER : ...G...

NAME OF THE SCHOOL : VCE HR.SEC.SCHOOL

NAME OF THE STANDARD : 9th STANDARD

NAME OF THE SUBJECT : ENGLISH

STRENGTH OF THE STUDENT : 35

PART OF THE SUBJECT : PROSE




UNIT OF THE SUBJECT : 3 UNIT

DATE OF THE CLASS :




DURATION OF THE CLASS : 45 MINUTES

GENERAL OBJECTIVES	SPECIFIC OBJECTIVES
<p>The Pupil will be able to</p> <ul style="list-style-type: none"> • acquire knowledge on the development of the language. • understand the nature of the language. • master the teaching items such as structures and vocabulary of the language. • appreciate the style of the language. • create interest in learning the language. • learn English competently • develop the four language skills namely Listening, Speaking, Reading and Writing. 	<p>The Pupil will be able to</p> <ul style="list-style-type: none"> • recall the information about trees • read the lesson with proper pronunciation and intonation • spell the difficult words such as enormous, snarled, folktales, legend etc. • recall the opposites of the words such as enormous, uprooted, tiny, etc. • frame sentences for the difficult words such as: remarkable, communicate etc. • observe the use of the suffix 'ly' and 'able'. eg: seriously, slowly, remarkable, dependable etc.

Text Book	IX Standard – English Textbook, Tamilnadu Textbook Corporation.
Reference Books	<ol style="list-style-type: none">1. Oxford Dictionary2. Lifco Dictionary
Teaching Aids	<ol style="list-style-type: none">1. Black Board2. Picture Chart3. Rotating Board

CONTENTS	TEACHING EXPERIENCE			
STEPS	TEACHER'S ACTIVITY	PUPIL'S ACTIVITY	TEACHING AIDS	BLACK BOARD SUMMARY
MOTIVATION Teacher motivates the students by asking a few questions.	<p>Good Morning Students</p> <ol style="list-style-type: none"> 1. What are the things can you see around your home? Good... 2. What are the trees growing in your garden? Very good... 3. How does the banana tree grow? Excellent... 4. How do you say the relationship between big banana tree and small banana trees? Excellent dear... 	<p>Good Morning Sir</p> <ol style="list-style-type: none"> 1. Birds, trees, buildings, people, 2. Mango tree, Neem tree, Banana tree, Flame tree, 3. Banana tree grows with long leaves, edible fruits, and also grow with its small ones. 4. Big one is called mother tree and small trees are called children trees... 	<p>Used Picture Charts</p>   	
ANNOUNCEMENT OF THE TITLE Teacher announces the title of the lesson by saying and writing it on the blackboard.	<p>THE MOTHER TREE</p>	<p>Students are listening and watching it attentively</p>		<p>THE MOTHER TREE</p>
GIST OF THE LESSON Teacher briefly explains the lesson and pinpoints the central meaning of the lesson with examples.	<p>The Baobab tree, a native of Africa is one of the largest and oldest trees in the world</p> <p>.....</p> <p>.....</p> <p>.....</p> <p>.....</p>	<p>Students are listening the class attentively</p>	<p>Text Book is used And Picture chart is shown</p>	<p>Enormous – huge</p> <p>legend - a story from the ancient past</p> <p>pulpy – fleshy</p>

<p>..... like a mother, is a symbol of endurance, conservation, caring and creativity..</p> <p>MODEL READING BY THE TEACHER</p> <p>Teacher Reads the paragraph with correct pronunciation, stress, pause and intonation wherever necessary</p> <p>ELICITING RESPONSE</p> <p>Teacher can use eliciting response to get information about what the students know and don't know</p> <p>LOUD READING BY THE STUDENT</p> <p>Teacher asks the student to reads the paragraph with correct pronunciation, stress, pause and intonation wherever necessary</p>	<p>..... like a mother, is a symbol of endurance, conservation, caring and creativity..</p> <p>1. Which is called mother tree here? 2. Which is the native of Baobab tree? 3. Why is it called mother tree?</p> <p>Teacher is listening his/her reading and correct their mistakes and pronunciation wherever necessary.</p>	<p>Students are listening attentively and observing her reading style.</p> <p>1. The Baobab tree. 2. Africa 3. It is a symbol of endurance, conservation, caring and creativity</p> <p>The Baobab tree, a native of Africa is one of the largest and oldest trees in the world</p> <p>..... like a mother, is a symbol of endurance, conservation, caring and creativity..</p>	<div data-bbox="1461 131 1661 406"></div> <div data-bbox="1449 518 1671 690"></div> <div data-bbox="1455 701 1669 727"><p>Text Book is used</p></div> <div data-bbox="1438 826 1684 1023"></div> <div data-bbox="1446 1219 1669 1391"></div> <div data-bbox="1455 1403 1669 1429"><p>Text Book is used</p></div>	<p>crevices – narrow opening</p> <p>English Reader</p> <p>1. The Baobab tree. 2. Africa 3. It is a symbol of endurance, conservation, caring and creativity</p> <p>English Reader</p>
--	--	--	--	---

<p>SILENT READING BY THE STUDENT</p> <p>Teacher asks the students to read the lesson silently and she is watching them by stirring around the class.</p>	<p>Read silently without making noise... if you have any doubt, ask me...</p>	<p>Yes, teacher... (they started reading silently)</p>	 <p>Text Book is used</p>	<p>English Reader</p>
<p>GLOBAL QUESTIONING</p> <p>Teacher asks some questions from the taught portion.</p> <p>APPLICATION</p> <p>Teacher asks the students to answer for the following questions</p> <p>RECAPITALIZATION</p> <p>Teacher again gives the oral explanation and pinpoint some important ideas about the lesson</p> <p>ASSIGNMENT</p> <p>Teacher assigns some homework to complete it by tomorrow.</p>	<p>1. What is the name of the mother tree? 2. What is strange about the Baobab tree? 3. What is monkey bread?</p> <p>Give Synonyms for : bare, branches, legend Give antonyms for : enormous, uprooted</p> <p>Teacher raises some question and explains its important point again.</p> <p>Students... you find out the meaning for other difficult words from this lesson.</p>	<p>1. Baobab tree. 2. It is very tall and wide. It has bulbous trunk. It has stunted root. 3. Edible vitamin rich guard like fruit</p> <p>Students are doing the exercise what the teacher assigned to them.</p> <p>Students are trying to recapitalize.</p> <p>Yes, teacher...</p>	 	<p>Bare – without Branches – boughs Legend – folktales Enormous x tiny Uprooted x planted</p> <p>English Reader</p>

Signature of the Guide Teacher

Signature of the Teacher Educator

Signature of the Trainee Teacher