



VASAVI COLLEGE OF EDUCATION

MADAGADIPET, PUDUCHERRY - 605 107.

BACHELOR OF EDUCATION

2016 - 2018

LESSON OBSERVATION RECORD

Name S. BUVANESWARI Reg No 16113207

Pedagogy : I Bio- Science II English

Certified That Record of Work done by S. Bhuvaneshwari

during the year 2017 - 2018

Date 20/2/2018

Internal Examiner

HEADMASTER
S.S.B.A. ENGLISH HIGH SCHOOL
(RECOGNISED BY THE GOVT)
Thiruvalluvar Nagar, Ariyur,
PONDICHERRY-605 102.

External Examiner

Submitted for B.Ed., Practical Examination held at Vasavi College of Education

Madagadipet. on 21.2.2018 & 22.2.2018

CLASS OBSERVATION.

NAME OF THE SCHOOL (OR) INSTITUTE : S. S. B. A Vasavi College of Education

NAME OF THE TRAINER : Dr. Thandavamoorthy SUBJECT: Bio-sci

CLASS : B.Ed SECTION: A STRENGTH: 45

UNIT : - TOPIC : cell wall

DATE : 2.10.2017 DAY : Mon PERIOD: 3

S: NO.

PARTICULARS

AIM:

To develop pupils activity in creating a rational thinking.

1. MOTIVATION:

The teacher enhanced the students by asking some questions related to the previous days' class.

2. INTRODUCTION:

The teachers introduced the lesson by saying and writing it on the black board.

3. CONTENT CLARITY:

The teacher covered the content by using previous techniques and asked questions to the students to make them understand the content clearly.

4. CONTENT DEVELOPMENT:

Teacher used the best way to develop the content and it made interest to the pupil.

5. EXPLANATION:

The Teacher gave complete explanation about the lesson.

6. REINFORCEMENT:

The students are reinforced or motivated by asking some questions. The students were answering very well.

7. TEACHING AIDS:

Teacher used some teaching aids such as charts, flash cards, etc; to attract the students.

8. STUDENT PARTICIPATION:

The pupils were participating interestingly in the process by answering to the questions and they did well the tasks.

9. EVALUATION:

The teacher evaluated the students by asking them to tell the synonyms from the whole lesson.

10.

FLUENCY:


The Teacher's fluency was excellent and she used simple language while teaching.

GENERAL OPINION OF THE TRAINEE:

The way of motivating and the way of introducing the lesson were very good. He made the class very interesting.



SIGNATURE OF THE
TEACHER TRAINEE



SIGNATURE OF THE
GUIDE TEACHER.

2. CLASS OBSERVATION

NAME OF THE SCHOOL : Vasavi College of Education
(OR) INSTITUTE

NAME OF THE TRAINEE : Dr. Thandavamoorthy

CLASS : B.Ed

SUBJECT: Bio-

SECTION : A STRENGTH: 45

UNIT : 1

TOPIC : Cellwall

DATE : 2.10.2017

DAY : Mon PERIOD: 3

PARTICULARS :

S.No

AIM:

To develop pupils activity in creating a rational thinking.

1. MOTIVATION:

The teacher enhanced the students by asking some questions related to the previous day's class.

2. INTRODUCTION:

The teachers introduced the lesson by saying and writing it on the black board.

3. **CONTENT CLARITY:**

The teacher covered the content by using previous techniques and asked questions to the students to make this to understand the content clearly.

4. **CONTENT DEVELOPMENT:**

Teacher used the best way to develop the content and it make interest to the pupil.

5. **EXPLANATION:**

The teacher gave complete explanation about the lesson.

6. **REINFORCEMENT:**

The students are reinforced or motivated by asking some questions. The students were answering very well.

7. **TEACHING AIDS:**

Teacher used some teaching aids such as charts, flash cards, etc; to attract the students.

8. **STUDENT PARTICIPATION:**

The pupils were participating interestingly in the process by answering to the questions and they did well the tasks.

9.

EVALUATION:

The teacher evaluated the students by asking them to tell the synonyms from the whole lesson.


10.


FLUENCY:

The teacher's fluency was excellent and she used simple language while teaching.

GENERAL OPINION OF THE TRAINEE:

The way of motivating, the way of introducing, the lesson were very good. He made the class very interesting.


SIGNATURE OF THE
TEACHER TRAINEE


SIGNATURE OF THE
GUIDE TEACHER:

3. CLASS OBSERVATION:

NAME OF THE SCHOOL : VASAVI COLLEGE OF EDUCATION
OR INSTITUTE

NAME OF THE TRAINER : SUGANTHI.K.

CLASS : VII

SUBJECT : Bio-sc

SECTION : A STRENGTH : 15

UNIT : 2

TOPIC : Cell structure

DATE : 3.10.2017

DAY : TUE PERIOD : 2

S.NO

PARTICULARS

AIMS:

To develop pupils activity in creating a rational thinking.

1. MOTIVATION:

The teacher enhanced the students by asking some questions related to the previous days class

2. INTRODUCTION:

The teacher introduced the lesson by saying and writing it on the black board.

3. CONTENT CLARITY:

The teacher covered the content by using previous techniques and asked questions to the students to make this to understand the content clearly.

4. CONTENT DEVELOPMENT:

The teacher used the best way to develop the content and it made interest to the pupil.

5. EXPLANATION:

The teacher gave complete explanation about the lesson.

6. REINFORCEMENT:

The students are reinforced or motivated by asking some questions. The students were answering very well.

7. TEACHING AIDS:

Teacher used some teaching aids such as charts, flash cards, etc; to attract the students.

8. STUDENTS PARTICIPATION:

The pupils were participating interestingly in the process by answering to the questions and they did well the tasks.

9.

EVALUATION:

The teacher evaluated the students by asking them to tell the synonyms from the whole lesson.

10.

FLUENCY:


The teacher's fluency was excellent and she used simple language while teaching.

GENERAL OPINION OF THE TRAINEE:

The way of motivating, the way of introducing, the lesson were very good. He made the class very interesting.



SIGNATURE OF THE
TRAINER



SIGNATURE OF THE
GUIDE TEACHER.

1. CLASS OBSERVATION

NAME OF THE SCHOOL OR INSTITUTE : Vasavi College & Education

NAME OF THE TRAINER : R. Aswathy Rajan

SUBJECT: Bio-Sci

CLASS : IX

SECTION: A

STRENGTH: 15

UNIT : 3

TOPIC: Heart

DATE : 3.10.2017

DAY : Tue

PERIOD : 2

S.NO

PARTICULARS

AIMS:

To develop pupils activity in creating a rational thinking.

1. MOTIVATION:

The teacher enhanced the students by asking some questions related to the previous days class.

2. INTRODUCTION:

The teacher introduced the lesson by saying and writing it on the black board.

3. CONTENT CLARITY:

The teacher covered the content by using previous techniques and asked questions to the students to make this to understand the content clearly.

4. CONTENT DEVELOPMENT:

The teacher used the best way to develop the content and it made interest to the pupil.

5. EXPLANATION:

The teacher gave complete explanation about the lesson.

6. REINFORCEMENT:

The students are reinforced or motivated by asking some questions. The students were answering very well.

7. TEACHING AIDS:

The teacher used chart, examples etc. as the teaching aid for this particular topic.

8. STUDENT PARTICIPATION:

Since, the teacher made the students walk up to the board, and draw the layers, it made the class active and lively and the students' participation was to the maximum.

9.

EVALUATION:

Teacher evaluated the children by asking few questions from the lesson taught.


10.


FLUENCY:

The teacher's language was simple and he was very fluent in it.

GENERAL OPINION OF THE TRAINEE:

The way of motivating, the way of introducing, the lesson were very good. He made the class very interesting.


SIGNATURE OF THE
TEACHER TRAINEE


SIGNATURE OF THE
GUIDE TEACHER:

5. CLASS OBSERVATION:

NAME OF THE SCHOOL : Vasavi College of Education
OR INSTITUTE

NAME OF THE TRAINER : K. Sargamtha

SUBJECT: Bio-sci

CLASS : B.Ed

SECTION : A STRENGTH : 45

UNIT : 3

TOPIC : Heart

DATE : 3.10.2017

DAY : Tue PERIOD : 2

S. NO.

PARTICULARS:

AIMS:

To develop pupils activity in creating a rational thinking

1. MOTIVATION:

The teacher enhanced the students by asking some questions related to the previous days class.

2. INTRODUCTION:

The teacher introduced the lesson by saying and writing it on the black board.

3. **CONTENT CLARITY:**

The teacher covered the content by using previous techniques and asked questions to the students to make this to understand the content clearly.

4. **CONTENT DEVELOPMENT:**

The teacher used the best way to develop the content and it make interest to the pupil.

5. **EXPLANATION:**

This explanation was mostly based on story and comparison type with the real world.

6. **REINFORCEMENT:**

The students are reinforced or motivated by asking some questions. The students were answering very well.

7. **TEACHING AIDS:**

The teacher used chart, examples etc. as the teaching aid for the particular topic.

8. **STUDENT PARTICIPATION:**

The pupils were participating interesting in the process by answering to the questions and they did well the tasks.

9.

EVALUATING :

The teacher evaluated the students by asking them to tell the synonyms from the whole lesson.


10.


FLUENCY :

The teachers fluency was excellent and she used simple language while teaching...

GENERAL OPINION OF THE TRAINEE :

The way of motivating, the way of introducing, the lesson were very good. He made the class very interesting,


SIGNATURE OF THE
TEACHER TRAINEE


SIGNATURE OF THE
GUIDE TEACHER :

6. CLASS OBSERVATION:

NAME OF THE SCHOOL OR INSTITUTE : SSBX

NAME OF THE TRAINER : SUBITA

SUBJECT: Biology

CLASS : VIII SECTION: A STRENGTH: 23

UNIT : 3 TOPIC: Heart

DATE : 4.10.2017 DAY: WED PERIOD : 2

S. NO

PARTICULARS

AIMS:

To develop pupils activity is creating a rational thinking.

1. MOTIVATION:

The teacher enhanced the students by asking some questions related to the previous days class.

2. INTRODUCTION:

The teacher introduced the lesson by saying and writing it on the black board.

3.

CONTENT CLARITY:

The teacher covered the content by using previous techniques and asked questions to the students to make this to understand the content clearly.

4.

CONTENT DEVELOPMENT:

The teacher used the best way to develop the content and it make interest to the pupil.

5. EXPLANATION:

This explanation was mostly based on story and comparison type with the real world.

6. REINFORCEMENT:

The students are reinforced or motivated by asking some questions. The students were answering very well.

7. TEACHING AIDS:

The teacher used chart, examples etc. as the teaching aid for the particular topic.

8. STUDENT PARTICIPATION:

The pupils were participating interesting in the process by answering to the questions and they did well the tasks.

9.

EVALUATING:

The teacher evaluated the students by asking them to tell the synonyms from the whole lesson.

10.


FLUENCY:

The teacher fluency was excellent and she used simple language while teaching.

GENERAL OPINION OF THE TRAINEE:

The way of motivating, the way of introducing, the lesson were very good. He made the class very interesting.

~~S. Kumar~~
SIGNATURE OF THE
TEACHER TRAINEE


SIGNATURE OF THE
GUIDE TEACHER:

... 7. CAASS OBSERVATION:

NAME OF THE SCHOOL : SSBA
OR INSTITUTE

NAME OF THE TRAINER: SUBITHA

SUBJECT: Biology

CLASS : VIII

SECTION : A STRENGTH: 23

UNIT : 3

TOPIC : Environment

DATE : 4.10.217

DAY : WED PERIOD : 3

S.No.

PARTICULARS

AIMS:

To develop pupils activity in creating a rational thinking.

1. MOTIVATION:

The teacher enhanced the students by asking some questions related to the previous days class.

2. INTRODUCTION:

The teacher introduced the lesson by saying and writing it on the black board.

3. **CONTENT CLARITY:**

The teacher compared the clarity by using previous techniques and asked questions to the students to make this to understand the content clearly.

4. **CONTENT DEVELOPMENT:**

The teacher used the best way to develop the content and it make interest to the pupil.

5. **EXPLANATION:**

This explanation was mostly based on story and comparison type with the real world.

6. **REINFORCEMENT:**

The students are reinforced or motivated by asking some questions. The students were answering very well.

7. **TEACHING AIDS:**

The teacher used chart, examples etc as the teaching aid for the particular topic.

8. **STUDENT PARTICIPATION:**

The pupils were participating interesting in the process by answering to the questions and they did well the tasks.

9. **EVALUATING:**


The teacher evaluated the students by asking them to tell the synonyms from the whole lesson.


10. **FLUENCY:**

The teacher fluency was excellent and she used simple language while teaching.

GENERAL OPINION OF THE TRAINEE:

The way of motivating, the way of introducing, the lesson were very good. He made the class very interesting.


SIGNATURE OF THE
TEACHER TRAINEE:


SIGNATURE OF THE
GUIDE TEACHER:

8. CLASS OBSERVATION:

NAME OF THE SCHOOL : SSBT
OR INSTITUTE

NAME OF THE TRAINER : Subilka

SUBJECT : Bioscience

CLASS : VIII

SECTION : A STRENGTH : 24

UNIT : 4

TOPIC : Our Environment

DATE : 5.10.17

DAY : THUR

S.NO.

PARTICULARS:

AIMS:

To develop pupils activity in creating a rational thinking.

1. MOTIVATION:

The teacher enhanced the students by asking some questions related to the previous days class

2. INTRODUCTION:

The teacher introduced the lesson by saying and writing it on the black board.

3. CONTENT CLARITY:

The teacher compared the clarity by using previous techniques and asked questions to the students to make sure to understand the content clearly.

4. CONTENT DEVELOPMENT:

The teacher used the best way to develop the content and it made interest to the pupil.

5. EXPLANATION:

This explanation was mostly based on story and comparison type with the real world.

6. REINFORCEMENT:

The students are reinforced or motivated by asking some questions. The students were answering very well.

7. TEACHING AIDS:

The teacher used chart, examples etc., as the teaching aid for the particular topic.

8. STUDENT PARTICIPATION:

The pupils were participating interestingly in the process by answering to the questions and they did well the tasks.

9. **EVALUATING :**

The teacher evaluated the students by asking them to tell the synonyms from the whole lesson.


10. **FLUENCY :**

The teacher fluency was excellent and she used simple language while teaching.

GENERAL OPINION OF THE TRAINEE :

The way of motivating, the way of introducing, the lesson were very good. He made the class very interesting.

~~S. P. S.~~
SIGNATURE OF THE
TEACHER TRAINEE


SIGNATURE OF THE
GUIDE TEACHER :

CLASS OBSERVATION.

NAME OF THE SCHOOL : SSBX
OR INSTITUTE

NAME OF THE TRAINER : Subilka

SUBJECT: Biology

CLASS : IX

SECTION : A STRENGTH : 23

UNIT : 2

TOPIC : Respiratory System

DATE : 6.10.17

DAY : Fri

S. No	PARTICULARS.
	<p>AIMS:</p> <p>To develop pupils activity in creating a rational thinking.</p> <p>1. MOTIVATION:</p> <p>The teacher enhanced the students by asking some questions related to the previous days class.</p> <p>2. INTRODUCTION:</p> <p>The teacher introduced the lesson by saying and writing it on the blackboard.</p>

3. **CONTENT CLARITY:**

The teacher compared the clarity by using previous techniques and asked questions to the students to make this to understand the content clearly.

4. **CONTENT DEVELOPMENT:**

The teacher used the best way to develop the content and it make interest to the pupil.

5. **EXPLANATION:**

This explanation was mostly based on story and comparison type with the real world.

6. **REINFORCEMENT:**

The students are reinforced or motivated by asking some questions. The students were answering very well.

7. **TEACHING AID:**

The teacher used chart, examples etc as the teaching aid for the particular topic

8. **STUDENT PARTICIPATION:**

The pupils were participating interestingly in the process by answering to the questions and they did well the tasks.

9.

EVALUATING:

The teacher evaluated the students by asking them to tell the synonyms from the whole lesson.


10.


FLUENCY:

The teacher fluency was excellent and she used simple language while teaching.

GENERAL OPINION OF THE TRAINEE:

The way of motivating, the way of introducing, the lesson were very good. He made the class very interesting.


SIGNATURE OF THE
TEACHER TRAINEE:


SIGNATURE OF THE
GUIDE TEACHER:

CLASS OBSERVATION

NAME OF THE SCHOOL OR INSTITUTE : SSBA

NAME OF THE TRAINER : Subitha

SUBJECT : Biology

CLASS : IX

SECTION : STRENGTH :

UNIT : 3

TOPIC : Respiratory system

DATE 6.6.17

DAY: Fri

S-NO

PARTICULARS

AIMS:

To develop pupils activity in creating a rational thinking.

1. MOTIVATION:

The teacher enhanced the students by asking some questions related to the previous days class.

2.

Introduction:

The teacher introduced the lesson by saying and writing it on the blackboard.

3. **CONTENT CLARITY:**

The teacher compared the clarity by using previous techniques and asked questions to the students to make this to understand the content clearly.

4. **CONTENT DEVELOPMENT:**

The teacher used the best way to develop the content and it make interest to the pupil.

5. **EXPLANATION:**

This explanation was mostly based on story and comparison type with the real world.

6. **REINFORCEMENT:**

The students are reinforced or motivated by asking some questions. The students were answering very well.

7. **TEACHING AIDS:**

The teachers used chart, examples etc as the teaching aid for the particular topic.

8. **STUDENT PARTICIPATION:**

The pupils were participating interestingly in the process by answering to the questions and they did well the tasks.

9.

EVALUATING:

The teacher evaluated the students by asking them to tell the synonyms from the whole lesson.

10. FLUENCY:

The teacher fluency was excellent and she used simple language while teaching.

GENERAL OPINION OF THE TRAINEE:

The way of motivating, the way of introducing, the lesson were very good. He made the class very interesting.

S. Kumar

SIGNATURE OF THE
TEACHER TRAINEE

[Red Signature]

SIGNATURE OF THE
GUIDE TEACHER